

**FR-N-1SSM-01-50F**

HYBRIFLEX® RRH Optical Fiber Cable, 1 Single Strand, Ruggedized Bend-Insensitive Single-Mode Fiber, LC Connectors, 50 ft

PRODUCT DESCRIPTION

RFS' HYBRIFLEX Remote Radio Head (RRH) hybrid feeder cabling solution combines any combination of optical fiber and/or DC power for RRHs in a single lightweight armored or unarmored cable, making it the world's most innovative solution for RRH deployments. Hybrid, Fiber Optic and DC riser trunk and jumper cables are available in a large variety of fiber counts, DC counts and cross sections. Both pre-connectorized and on-site options are available.

FEATURES / BENEFITS

- Ruggedized, bend-insensitive fiber design with outstanding bending characteristics
- Lightweight solution and compact design – Decreases tower loading
- Robust cabling – Eliminates need for expensive cable trays and ducts
- Installation of tight bundled fiber optic cable pair directly to the RRH – Reduces CAPEX and wind load by eliminating need for interconnection
- Outdoor, black jacket – Ensures long-lasting cable protection
- **100% Factory tested - Online test results available**

**TECHNICAL FEATURES****STRUCTURE**

Cable Type		HYBRIFLEX®
Fire Performance		Flame Retardant
Length	m (ft)	15.2 (50)

MECHANICAL SPECIFICATIONS

Outer Diameter Nominal	mm (in)	5.5 (0.217)
Cable Weight	kg/m (lb/ft)	0.033 (0.022)
Minimum Bending Radius, Single Bend	mm (in)	66 (2.6)
Minimum Bending Radius, Multiple Bends	mm (in)	83 (3.3)
Recommended / Maximum Clamp Spacing	m (ft)	1 / 1.2 (3.25 / 4)

F/O CABLE SPECIFICATIONS

Number of F/O Strands		1
F/O Cable Type		G657-A2 Single Mode, Bend Tolerant
Core/Clad	µm	9/125
Secondary Protection Nominal	µm (in)	900 (0.035)
F/O Standards (Meets or Exceeds)		UL Listed Type OFNR (UL1666), RoHS Compliant
Optical Loss	dB/Km	0.5 @ 1310 nm 0.5 @ 1550 nm
FO Break-out Length (Top)	mm (in)	279 (11)
FO Break-out Length (Bottom)	mm (in)	228 (9)
Cable Sealing Method		Semi-rigid flame-retardant polyolefin, with hot melt adhesive

**FR-N-1SSM-01-50F**

HYBRIFLEX® RRH Optical Fiber Cable, 1 Single Strand, Ruggedized Bend-Insensitive Single-Mode Fiber, LC Connectors, 50 ft

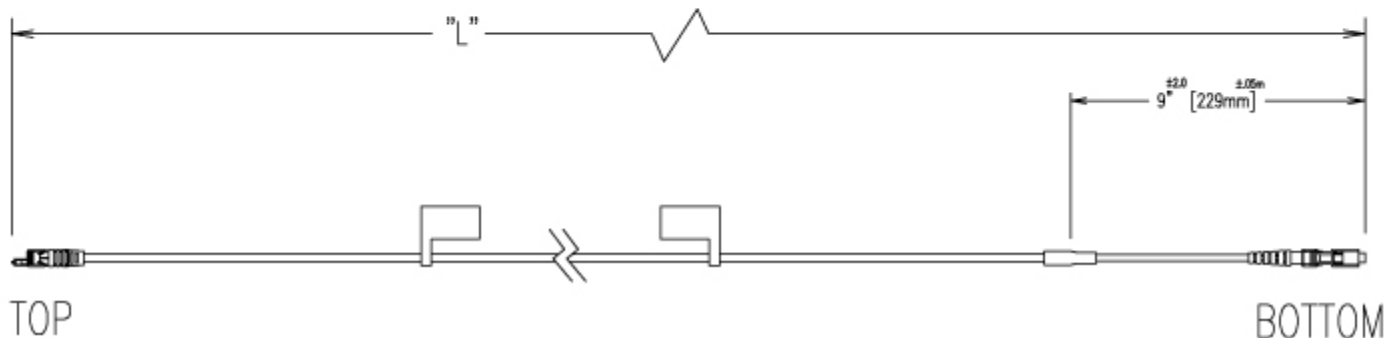
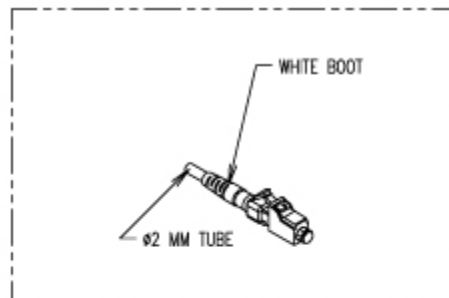
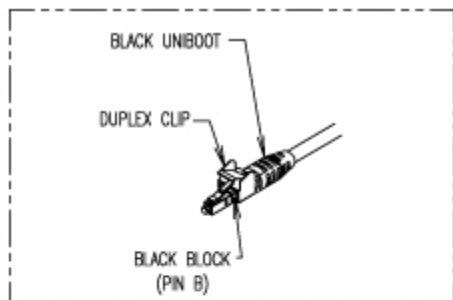
Fiber Termination End 1		LC Connector
Fiber Termination End 2		LC Connector

CABLE JACKET

UV-Protection Individual and External Jacket		Yes
Jacket Material		Flame Retardant, Indoor/Outdoor, PVC, Black

TESTING AND ENVIRONMENTAL

Storage Temperature	°C (°F)	-40 to 70 (-40 to 158)
Operation Temperature	°C (°F)	-40 to 65 (-40 to 149)
Installation Temperature	°C (°F)	-20 to 65 (-4 to 149)
Jacket Specifications		UL 1666

EXTERNAL DOCUMENT LINKSInstallation Guidelines: [Download](#)QuickShip 2.0 Program Information: [Download](#)On-line Factory Test Results: [View](#)**NOTES**

**FR-N-1SSM-01-50F**

HYBRIFLEX® RRH Optical Fiber Cable, 1 Single Strand, Ruggedized Bend-Insensitive Single-Mode Fiber, LC Connectors, 50 ft

ADDITIONAL ASSEMBLIES - 1 PAIR SM FIBER

Length, ft	Model Number
6	FR-N-1SM-01-6F
10	FR-N-1SM-01-10F
15	FR-N-1SM-01-15F
20	FR-N-1SM-01-20F
30	FR-N-1SM-01-30F
40	FR-N-1SM-01-40F
50	FR-N-1SM-01-50F
60	FR-N-1SM-01-60F
79	FR-N-1SM-01-70F
80	FR-N-1SM-01-80F
90	FR-N-1SM-01-90F
100	FR-N-1SM-01-100F

ADDITIONAL ASSEMBLIES - 2 PAIR SM FIBER

Length, ft	Model Number
10	FR-N-2SM-01-10F
20	FR-N-2SM-01-20F
30	FR-N-2SM-01-30F
40	FR-N-2SM-01-40F
50	FR-N-2SM-01-50F
60	FR-N-2SM-01-60F
70	FR-N-2SM-01-70F
80	FR-N-2SM-01-80F
90	FR-N-2SM-01-90F
100	FR-N-2SM-01-100F

**FR-N-1SSM-01-50F**

HYBRIFLEX® RRH Optical Fiber Cable, 1 Single Strand, Ruggedized Bend-Insensitive Single-Mode Fiber, LC Connectors, 50 ft

ADDITIONAL ASSEMBLIES - 3 PAIR SM FIBER

Length, ft	Model Number
3	FR-N-3SM-01-3F
4	FR-N-3SM-01-4F
6	FR-N-3SM-01-6F
8	FR-N-3SM-01-8F
10	FR-N-3SM-01-10F
15	FR-N-3SM-01-15F
20	FR-N-3SM-01-20F
30	FR-N-3SM-01-30F
50	FR-N-3SM-01-50F

ADDITIONAL ASSEMBLIES - 6 PAIR SM FIBER

Length, ft	Model Number
3	FR-N-6SM-01-3F
4	FR-N-6SM-01-4F
6	FR-N-6SM-01-6F
8	FR-N-6SM-01-8F
10	FR-N-6SM-01-10F
15	FR-N-6SM-01-15F
20	FR-N-6SM-01-20F
30	FR-N-6SM-01-30F
40	FR-N-6SM-01-40F

ADDITIONAL ASSEMBLIES - 12 PAIR SM FIBER

Length, ft	Model Number
3	FR-N-12SM-01-3F
4	FR-N-12SM-01-4F
6	FR-N-12SM-01-6F
8	FR-N-12SM-01-8F
10	FR-N-12SM-01-10F
15	FR-N-12SM-01-15F
20	FR-N-12SM-01-20F
30	FR-N-12SM-01-30F

ADDITIONAL ASSEMBLIES - 1 STRAND SM FIBER

Length, ft	Model Number
10	FR-N-1SSM-01-10F
20	FR-N-1SSM-01-20F
30	FR-N-1SSM-01-30F
40	FR-N-1SSM-01-40F
50	FR-N-1SSM-01-50F
60	FR-N-1SSM-01-60F
70	FR-N-1SSM-01-70F
80	FR-N-1SSM-01-80F
90	FR-N-1SSM-01-90F
100	FR-N-1SSM-01-100F

ADDITIONAL ASSEMBLIES - 2 STRAND SM FIBER

Length, ft	Model Number
10	FR-N-2SSM-01-10F
20	FR-N-2SSM-01-20F
30	FR-N-2SSM-01-30F
40	FR-N-2SSM-01-40F
50	FR-N-2SSM-01-50F
60	FR-N-2SSM-01-60F
70	FR-N-2SSM-01-70F
80	FR-N-2SSM-01-80F
90	FR-N-2SSM-01-90F
100	FR-N-2SSM-01-100F

**FR-N-1SSM-01-50F**

HYBRIFLEX® RRH Optical Fiber Cable, 1 Single Strand, Ruggedized Bend-Insensitive Single-Mode Fiber, LC Connectors, 50 ft

PRE-PACKED HYBRIFLEX KITS FOR EASY INTEGRATION INTO RAYCAP JUNCTION BOXES

RFS now offers Kitting options for most hybrid risers and jumpers that include both the cable assembly and the Raycap inserts. For reference, kits have a "K" as the third digit in the model number. HB158 does not require an additional gland/insert for proper installation and sealing into the Distribution Boxes.

Kit Model Prefix	Assembly Prefix	Assembly Qty	Raycap Insert Kit	Insert Kit Contents	Raycap Insert Kit Qty
HBK114	HB114	1	RFS-TRUNK-KIT	(2) 190 0620, Insert, M75, 1H, 40mm	1
HBK058	HBF058		RFS-JUMP-KIT	(1) 190 0621, Insert, M75, 3H, 22mm, Split w/ plugs	
HBK012	HBF012		RFS-JUMP-KIT-2	(1) 190 0903, Insert, M75, 2H, 15mm, Split w/ plugs	
FRK-N	FR-N		RFS-FIBER-KIT	(1) 190 0657, Insert, M75, 6H, 6.1mm, Split w/ plugs	