



## HYBRIFLEX® RRH Optical Fiber Cable, 2 Single Strand, Ruggedized Bend-Insensitive Single-Mode Fiber, LC Connectors, 20 ft

## PRODUCT DESCRIPTION

RFS' HYBRIFLEX Remote Radio Head (RRH) hybrid feeder cabling solution combines any combination of optical fiber and/or DC power for RRHs in a single lightweight armored or unarmored cable, making it the world's most innovative solution for RRH deployments. Hybrid, Fiber Optic and DC riser trunk and jumper cables are available in a large variety of fiber counts, DC counts and cross sections. Both pre-connectorized and on-site options are available.

## FEATURES / BENEFITS

- Ruggedized, bend-insensitive fiber design with outstanding bending characteristics
- Lightweight solution and compact design – Decreases tower loading
- Robust cabling – Eliminates need for expensive cable trays and ducts
- Installation of tight bundled fiber optic cable pair directly to the RRH – Reduces CAPEX and wind load by eliminating need for interconnection
- Outdoor, black jacket – Ensures long-lasting cable protection
- **100% Factory tested - Online test results available**



## TECHNICAL FEATURES

## STRUCTURE

Cable Type		HYBRIFLEX®
Fire Performance		Flame Retardant
Length	m (ft)	6 (20)

## MECHANICAL SPECIFICATIONS

Outer Diameter Nominal	mm (in)	5.5 (0.217)
Cable Weight	kg/m (lb/ft)	0.033 (0.022)
Minimum Bending Radius, Single Bend	mm (in)	66 (2.6)
Minimum Bending Radius, Multiple Bends	mm (in)	83 (3.3)
Recommended / Maximum Clamp Spacing	m (ft)	1 / 1.2 (3.25 / 4)

## F/O CABLE SPECIFICATIONS

Number of F/O Strands		2
F/O Cable Type		G657-A2 Single Mode, Bend Tolerant
Core/Clad	µm	9/125
Secondary Protection Nominal	µm (in)	900 (0.035)
F/O Standards (Meets or Exceeds)		UL Listed Type OFNR (UL1666), RoHS Compliant
Optical Loss	dB/Km	0.5 @ 1310 nm 0.5 @ 1550 nm
FO Break-out Length (Top)	mm (in)	279 (11)
FO Break-out Length (Bottom)	mm (in)	228 (9)
Cable Sealing Method		Semi-rigid flame-retardant polyolefin, with hot melt adhesive

**FR-N-2SSM-01-20F**

HYBRIFLEX® RRH Optical Fiber Cable, 2 Single Strand, Ruggedized Bend-Insensitive Single-Mode Fiber, LC Connectors, 20 ft

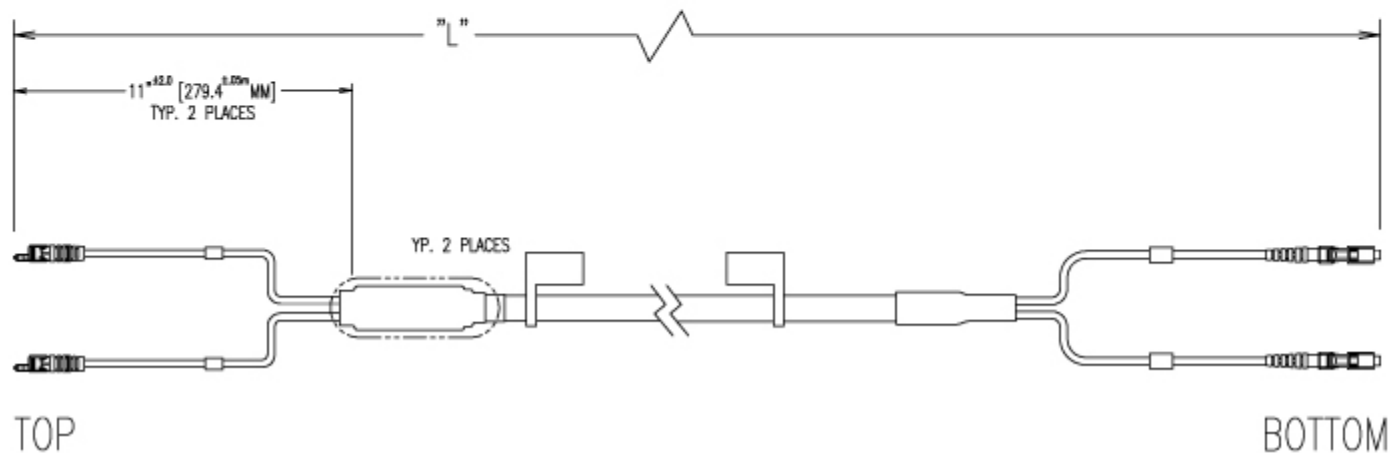
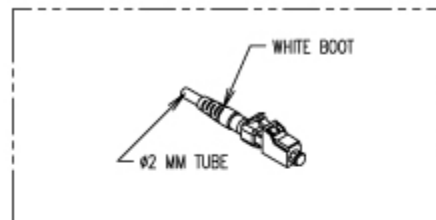
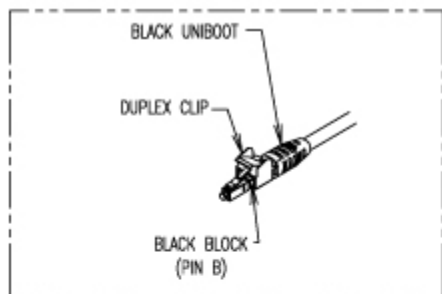
Fiber Termination End 1		LC Connector
Fiber Termination End 2		LC Connector

**CABLE JACKET**

UV-Protection Individual and External Jacket		Yes
Jacket Material		Flame Retardant, Indoor/Outdoor, PVC, Black

**TESTING AND ENVIRONMENTAL**

Storage Temperature	°C (°F)	-40 to 70 (-40 to 158)
Operation Temperature	°C (°F)	-40 to 65 (-40 to 149)
Installation Temperature	°C (°F)	-20 to 65 (-4 to 149)
Jacket Specifications		UL 1666

**EXTERNAL DOCUMENT LINKS**Installation Guidelines: [Download](#)QuickShip 2.0 Program Information: [Download](#)On-line Factory Test Results: [View](#)**NOTES**

**FR-N-2SSM-01-20F**

HYBRIFLEX® RRH Optical Fiber Cable, 2 Single Strand, Ruggedized Bend-Insensitive Single-Mode Fiber, LC Connectors, 20 ft

**ADDITIONAL ASSEMBLIES - 1 PAIR SM FIBER**

Length, ft	Model Number
6	FR-N-1SM-01-6F
10	FR-N-1SM-01-10F
15	FR-N-1SM-01-15F
20	FR-N-1SM-01-20F
30	FR-N-1SM-01-30F
40	FR-N-1SM-01-40F
50	FR-N-1SM-01-50F
60	FR-N-1SM-01-60F
79	FR-N-1SM-01-70F
80	FR-N-1SM-01-80F
90	FR-N-1SM-01-90F
100	FR-N-1SM-01-100F

**ADDITIONAL ASSEMBLIES - 2 PAIR SM FIBER**

Length, ft	Model Number
10	FR-N-2SM-01-10F
20	FR-N-2SM-01-20F
30	FR-N-2SM-01-30F
40	FR-N-2SM-01-40F
50	FR-N-2SM-01-50F
60	FR-N-2SM-01-60F
70	FR-N-2SM-01-70F
80	FR-N-2SM-01-80F
90	FR-N-2SM-01-90F
100	FR-N-2SM-01-100F

**FR-N-2SSM-01-20F**

HYBRIFLEX® RRH Optical Fiber Cable, 2 Single Strand, Ruggedized Bend-Insensitive Single-Mode Fiber, LC Connectors, 20 ft

**ADDITIONAL ASSEMBLIES - 3 PAIR SM FIBER**

Length, ft	Model Number
3	FR-N-3SM-01-3F
4	FR-N-3SM-01-4F
6	FR-N-3SM-01-6F
8	FR-N-3SM-01-8F
10	FR-N-3SM-01-10F
15	FR-N-3SM-01-15F
20	FR-N-3SM-01-20F
30	FR-N-3SM-01-30F
50	FR-N-3SM-01-50F

**ADDITIONAL ASSEMBLIES - 6 PAIR SM FIBER**

Length, ft	Model Number
3	FR-N-6SM-01-3F
4	FR-N-6SM-01-4F
6	FR-N-6SM-01-6F
8	FR-N-6SM-01-8F
10	FR-N-6SM-01-10F
15	FR-N-6SM-01-15F
20	FR-N-6SM-01-20F
30	FR-N-6SM-01-30F
40	FR-N-6SM-01-40F

**ADDITIONAL ASSEMBLIES - 12 PAIR SM FIBER**

Length, ft	Model Number
3	FR-N-12SM-01-3F
4	FR-N-12SM-01-4F
6	FR-N-12SM-01-6F
8	FR-N-12SM-01-8F
10	FR-N-12SM-01-10F
15	FR-N-12SM-01-15F
20	FR-N-12SM-01-20F
30	FR-N-12SM-01-30F

**ADDITIONAL ASSEMBLIES - 1 STRAND SM FIBER**

Length, ft	Model Number
10	FR-N-1SSM-01-10F
20	FR-N-1SSM-01-20F
30	FR-N-1SSM-01-30F
40	FR-N-1SSM-01-40F
50	FR-N-1SSM-01-50F
60	FR-N-1SSM-01-60F
70	FR-N-1SSM-01-70F
80	FR-N-1SSM-01-80F
90	FR-N-1SSM-01-90F
100	FR-N-1SSM-01-100F

**ADDITIONAL ASSEMBLIES - 2 STRAND SM FIBER**

Length, ft	Model Number
10	FR-N-2SSM-01-10F
20	FR-N-2SSM-01-20F
30	FR-N-2SSM-01-30F
40	FR-N-2SSM-01-40F
50	FR-N-2SSM-01-50F
60	FR-N-2SSM-01-60F
70	FR-N-2SSM-01-70F
80	FR-N-2SSM-01-80F
90	FR-N-2SSM-01-90F
100	FR-N-2SSM-01-100F

**FR-N-2SSM-01-20F**

HYBRIFLEX® RRH Optical Fiber Cable, 2 Single Strand, Ruggedized Bend-Insensitive Single-Mode Fiber, LC Connectors, 20 ft

**PRE-PACKED HYBRIFLEX KITS FOR EASY INTEGRATION INTO RAYCAP JUNCTION BOXES**

RFS now offers Kitting options for most hybrid risers and jumpers that include both the cable assembly and the Raycap inserts. For reference, kits have a "K" as the third digit in the model number. HB158 does not require an additional gland/insert for proper installation and sealing into the Distribution Boxes.

Kit Model Prefix	Assembly Prefix	Assembly Qty	Raycap Insert Kit	Insert Kit Contents	Raycap Insert Kit Qty
<b>HBK114</b>	HB114	1	RFS-TRUNK-KIT	(2) 190 0620, Insert, M75, 1H, 40mm	1
<b>HBK058</b>	HBF058		RFS-JUMP-KIT	(1) 190 0621, Insert, M75, 3H, 22mm, Split w/ plugs	
<b>HBK012</b>	HBF012		RFS-JUMP-KIT-2	(1) 190 0903, Insert, M75, 2H, 15mm, Split w/ plugs	
<b>FRK-N</b>	FR-N		RFS-FIBER-KIT	(1) 190 0657, Insert, M75, 6H, 6.1mm, Split w/ plugs	