

This X-Polarized variable tilt antenna provides exceptional suppression of all upper sidelobes at all downtilt angles. It also features a wide downtilt range. This antenna is optimized for performance across the entire frequency band (1710-2200 MHz).

#### FEATURES / BENEFITS

- Variable electrical downtilt — provides enhanced precision in controlling intercell interference. The tilt is infield adjustable 0-10 deg.
- High Suppression of all Upper Sidelobes (Typically <-18dB)
- Gain tracking — difference between (1695-1755 MHz) and (2110-2200 MHz) <1dB
- Azimuth beamwidth difference between (1695-1755 MHz) and (2110-2200 MHz) <5 deg
- Low profile for low visual impact
- Dual polarization; broadband design
- Motor pre-installed



## Technical features

### ELECTRICAL SPECIFICATIONS

Frequency Range	MHz	1695-2200
Gain	dBi (dBd)	18.4 (16.3)
Horizontal Beamwidth	deg	65
Vertical Beamwidth	deg	5.9 to 7.7
Electrical Downtilt Range	deg	0-10
1st Upper Sidelobe Suppression	dB	> 18 all
Upper Sidelobe Suppression	dB	> 18 all
Front-To-Back Ratio	dB	> 26 (typically 28)
Polarization		Dual pol +/-45°
VSWR		< 1.4:1
Isolation between Ports	dB	> 30
3rd Order IMP @ 2 x 43 dBm	dBc	>150 (155 Typical)
Impedance	Ohms	50
Maximum Power Input	W	300
Beamwidth Approximate	deg	65
Frequency/Operating Band		3G/UMTS (Single, Broad, Dual and Triple-Band) AWS Band (1695-1755, 2110-2200 MHz)
Antenna Type		Dual Polarized
Electrical Down Tilt Option		Variable

**MECHANICAL SPECIFICATIONS**

Lightning Protection		Direct Ground
Connector Type/Location		(2) 7-16 Long Neck Female/Bottom
Dimensions - HxWxD	mm (in)	1349 x 169 x 80 (53.0 x 6.65 x 3.15)
Weight w/o Mtg Hardware	kg (lb)	9 (19.6)
Survival/Rated Wind Speed	km/h (mph)	200 (125) / 160 (100)
Wind Load @ Rated Wind, Front	N (lbf)	406 (91)
Wind Load @ Rated Wind, Max.	N (lbf)	406 (91)
Wind Load @ Rated Wind, Side	N (lbf)	236 (53)
Wind Load @ Rated Wind, Rear	N (lbf)	196 (44)
Mount Type		Downtilt
Height (Approximate)	ft.	4.5

**TESTING AND ENVIRONMENTAL**

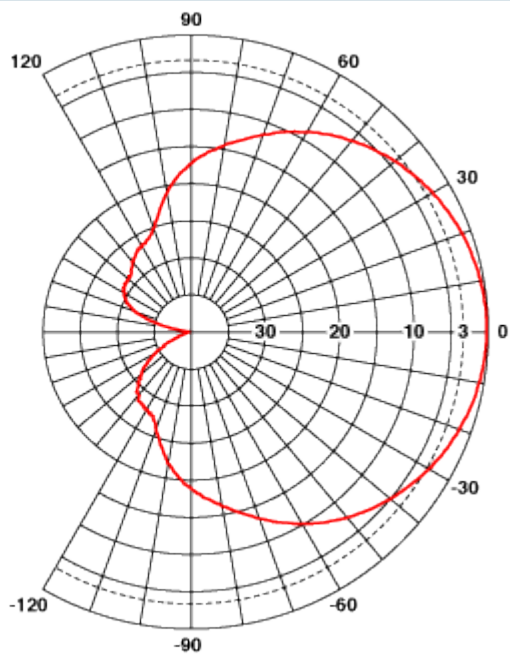
Operation temperature	°C (°F)	-40 to 60 (-40 to 140 )
-----------------------	---------	-------------------------

**MATERIAL**

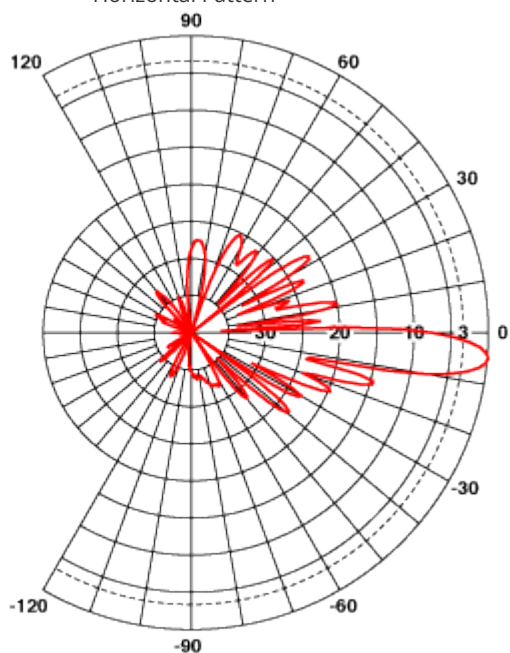
Radome Material/Color		Fiberglass/Light Grey RAL7035
Mounting Hardware Material		APM40-2
Reflector Material		Aluminum

**ORDERING INFORMATION**

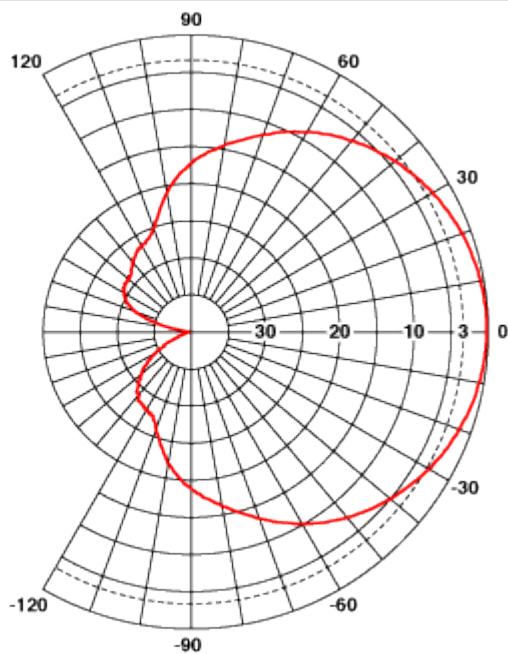
Shipping Weight	kg (lb)	15 (32.9)
Packing Dimensions, HxWxD	mm (in)	1450 x 230 x 189 (57.1 x 9 x 7.4)
Mounting Hardware		APM40-2
Mounting Pipe Diameter	mm (in)	60 - 120 (2.36 - 4.72 )
Mounting Hardware Weight	kg (lb)	3.4 (7.5)



Horizontal Pattern



Vertical Pattern



Horizontal Pattern

[External Document Links](#)

[APM40 Series Datasheet](#)

[APM40 Series Installation Instructions](#)

[Notes](#)

For additional mounting information please click "External Document Link" below.